

NATIONAL STATISTICS OFFICE OF GEORGIA

AVERAGE MONTHLY NOMINAL EARNINGS OF EMPLOYEES

2024



10.10.2025
www.geostat.ge

NATIONAL STATISTICS OFFICE OF GEORGIA

10.10.2025

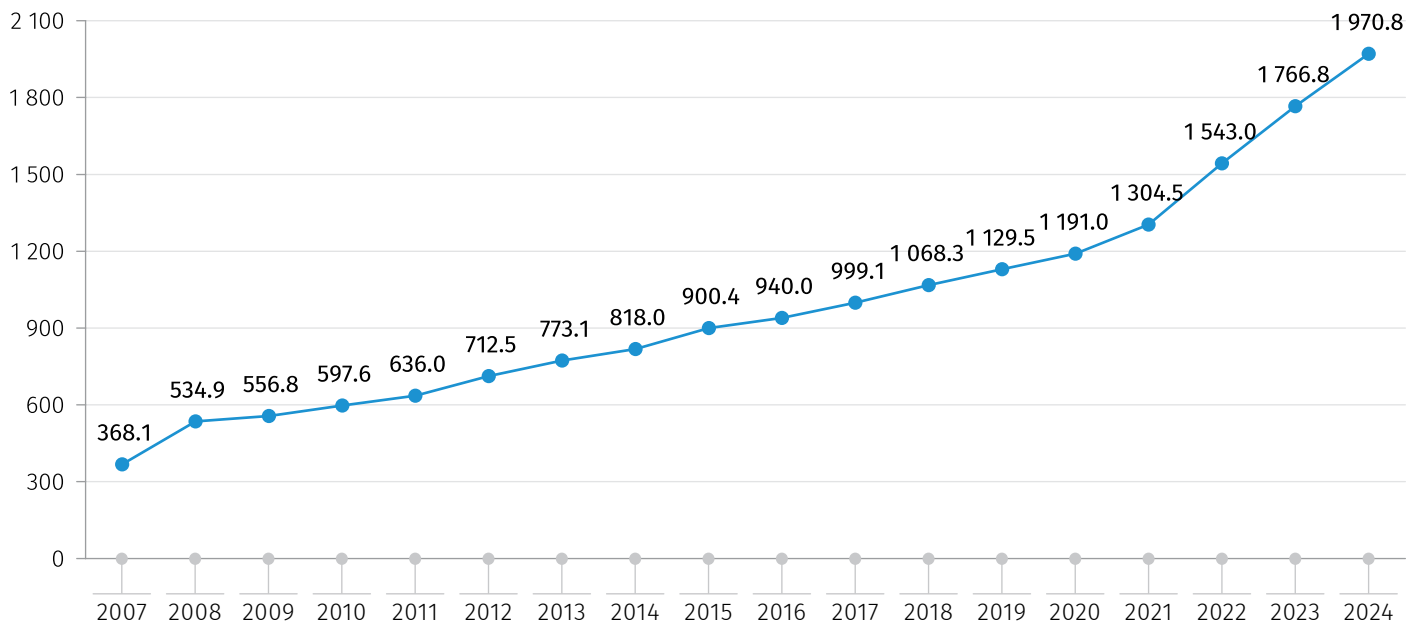
AVERAGE MONTHLY NOMINAL EARNINGS OF EMPLOYEES (2024)

In 2024, the average monthly nominal earnings of employees increased by 11.5 percent (204.0 Gel) compared to 2023 and amounted to 1 970.8 Gel.

The chart below presents the distribution of the average monthly nominal earnings of employees in 2007-2024 years.

CHART №1

AVERAGE MONTHLY EARNINGS (GEL)



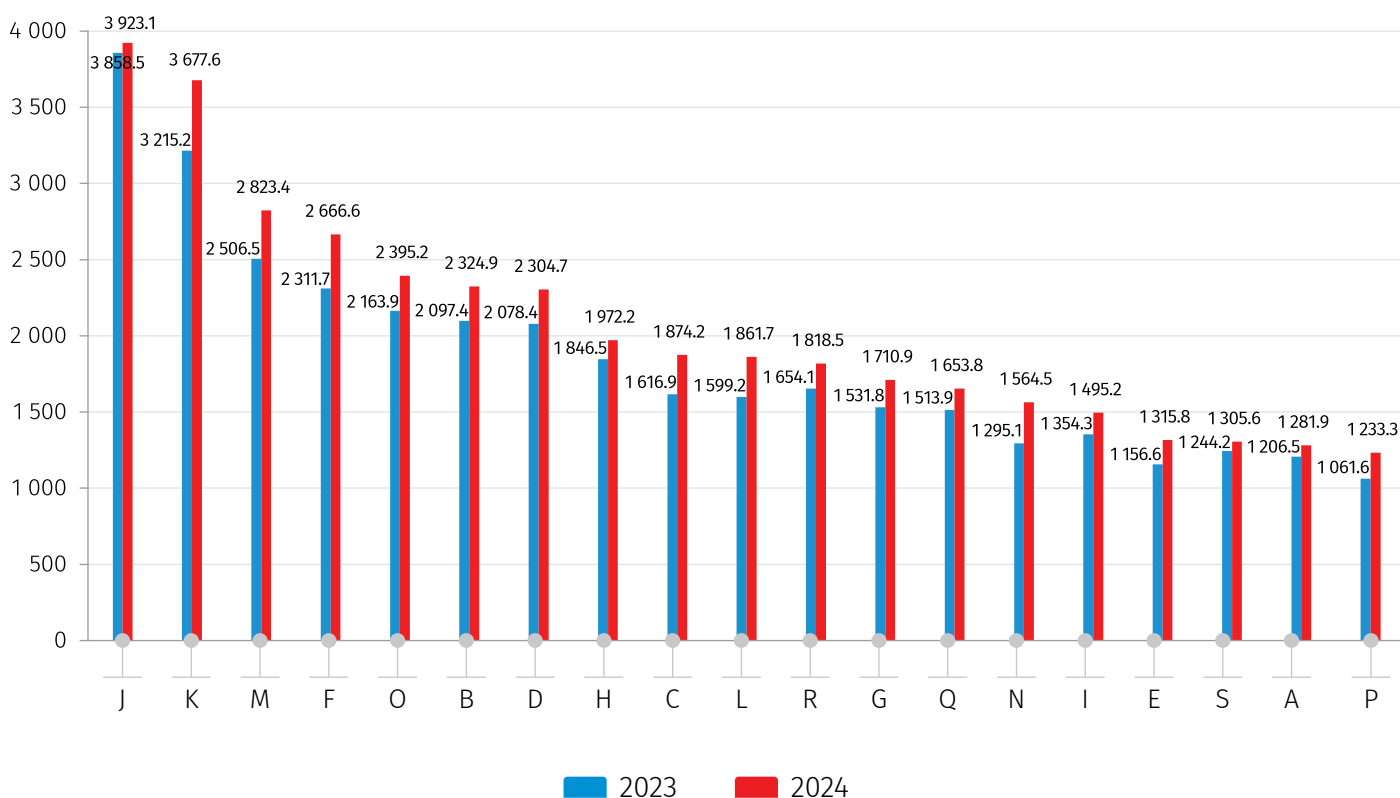
In 2024, wages increased in all sectors compared to the previous year. According to the economic activity the highest monthly earnings were observed in the following fields:

- Information and Communication – 3 923.1 Gel (increased by 1.7 percent compared to the previous year);
- Financial and Insurance Activities – 3 677.6 Gel (increased by 14.4 percent compared to the previous year);
- Professional, Scientific and Technical Activities – 2 823.4 Gel (increased by 12.6 percent compared to the previous year).

The chart below presents the distribution of the average monthly nominal earnings of employees by economic activity in 2023-2024 years.

CHART №2

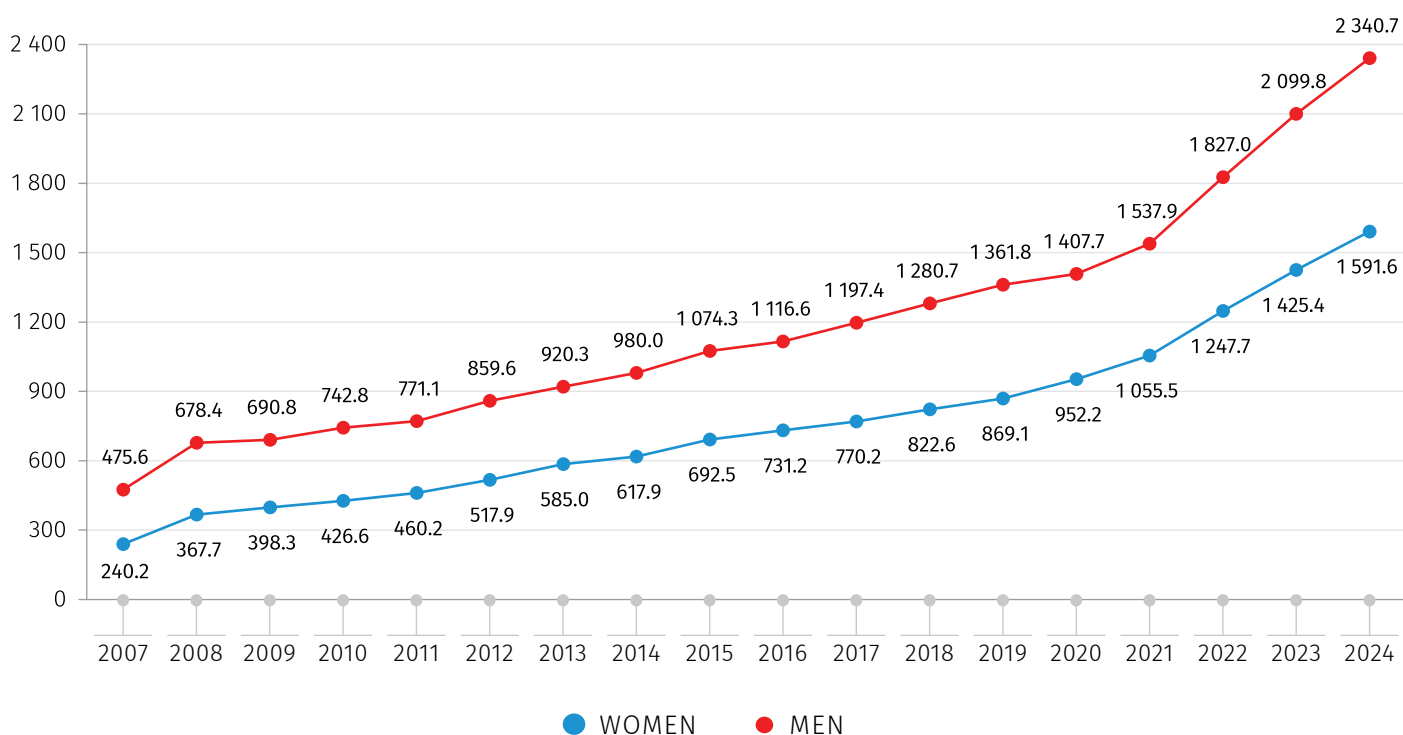
AVERAGE MONTHLY EARNINGS BY ECONOMIC ACTIVITY (GEL)



In 2024, the average monthly earnings equaled 1 591.6 Gel for women, while 2 340.7 Gel for men. The annual earnings growth amounted to 166.2 GEL (11.7%) for women and 240.8 Gel (11.5%) for men. In almost all sectors of the economic activities, men's average monthly earnings were higher than women's.

The chart below presents the distribution of the average monthly nominal earnings of employees by sex in 2007-2024 years.

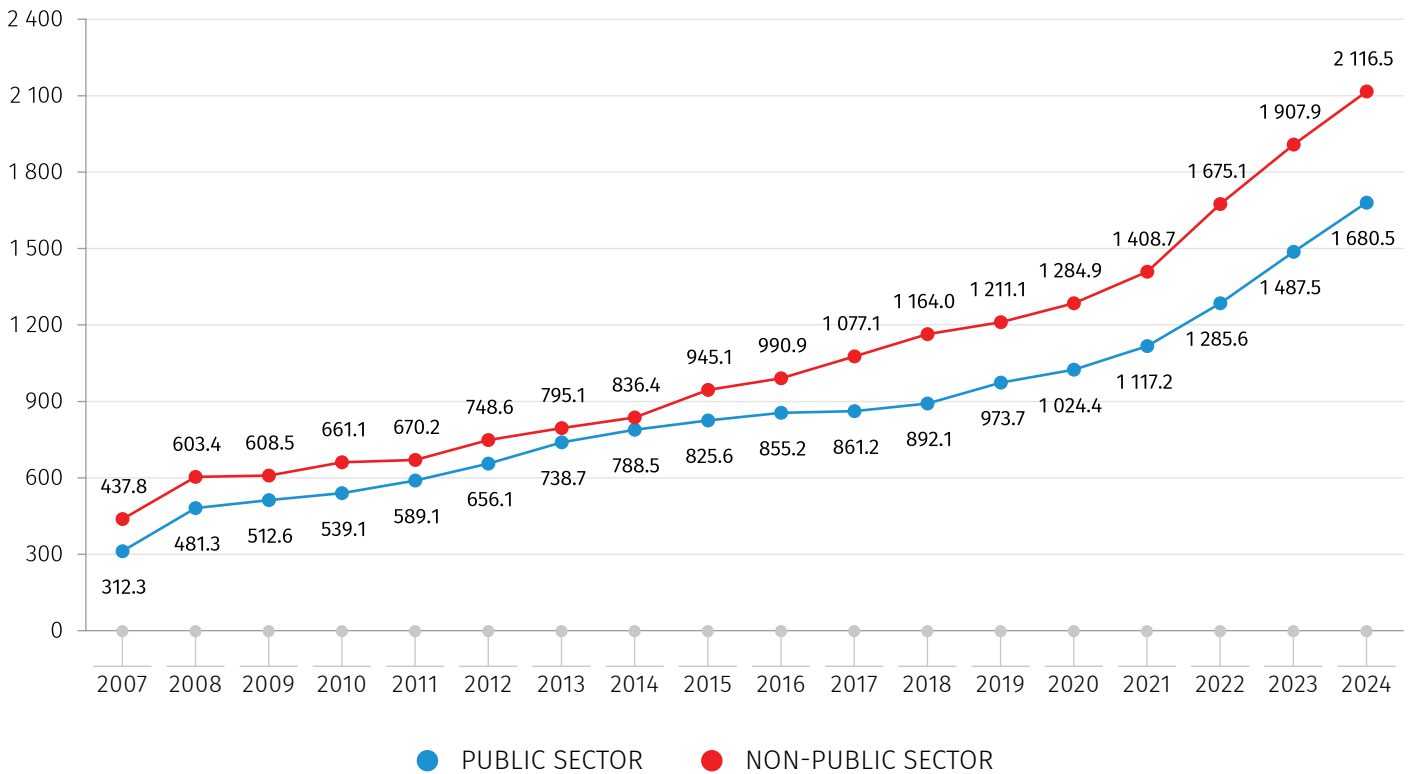
AVERAGE MONTHLY EARNINGS BY SEX (GEL)



In 2024, the average monthly nominal earnings of employees in the public sector were 436.0 Gel (20.6%) lower than those in the non-public sector. Compared to 2023, the average monthly earnings increased by 13.0 percent in the public sector, while they increased by 10.9 percent in the non-public sector, amounting to 1 680.5 and 2 116.5 Gel, respectively.

The chart below presents the average monthly nominal earnings of employees in public and non-public sectors in 2007-2024.

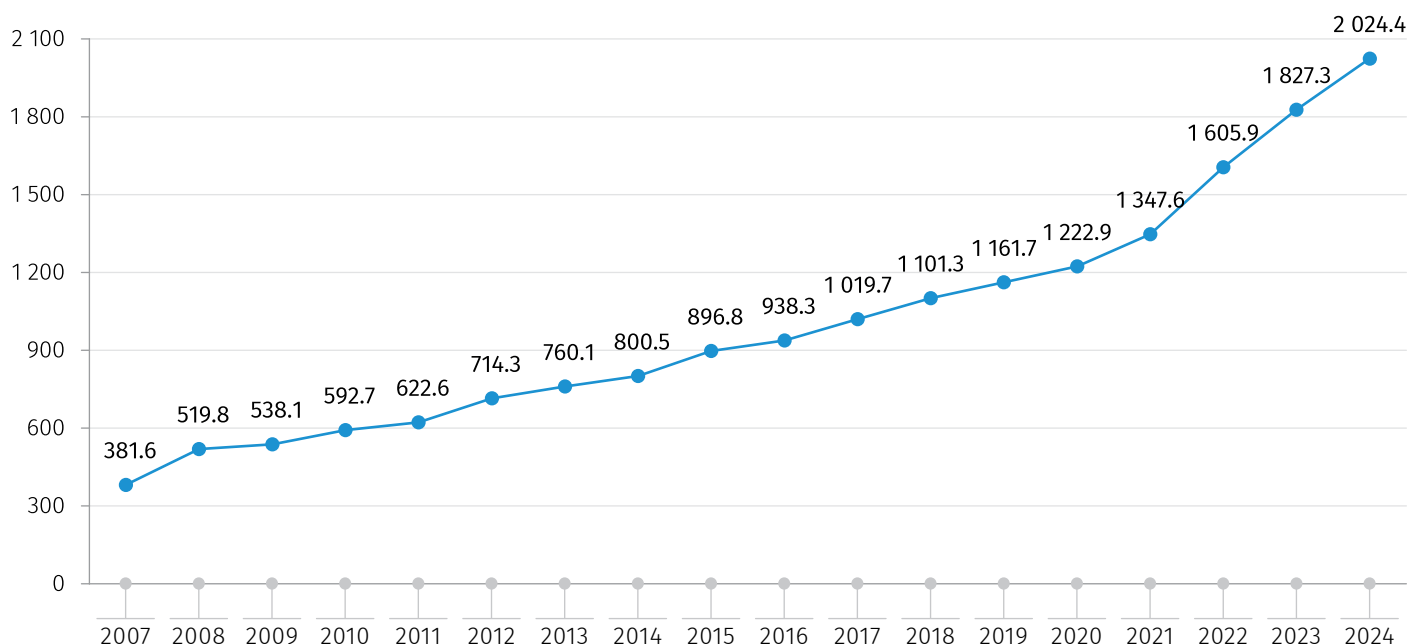
AVERAGE MONTHLY EARNINGS IN PUBLIC AND NON-PUBLIC SECTORS (GEL)



In 2024, the average monthly earnings of employees in the business sector increased by 197.2 Gel (10.8) and equaled 2 024.4 Gel. By economic activity, the highest monthly earnings were observed in the Information and Communication sector (4 007.2 Gel, increased by 1.2 percent compared to the previous year) and in the Professional, Scientific and Technical Activities sector (3 147.4 Gel, increased by 11.9 percent increase compared to the previous year).

The chart below presents the distribution of the average monthly nominal earnings of employees in the business sector in 2007-2024.

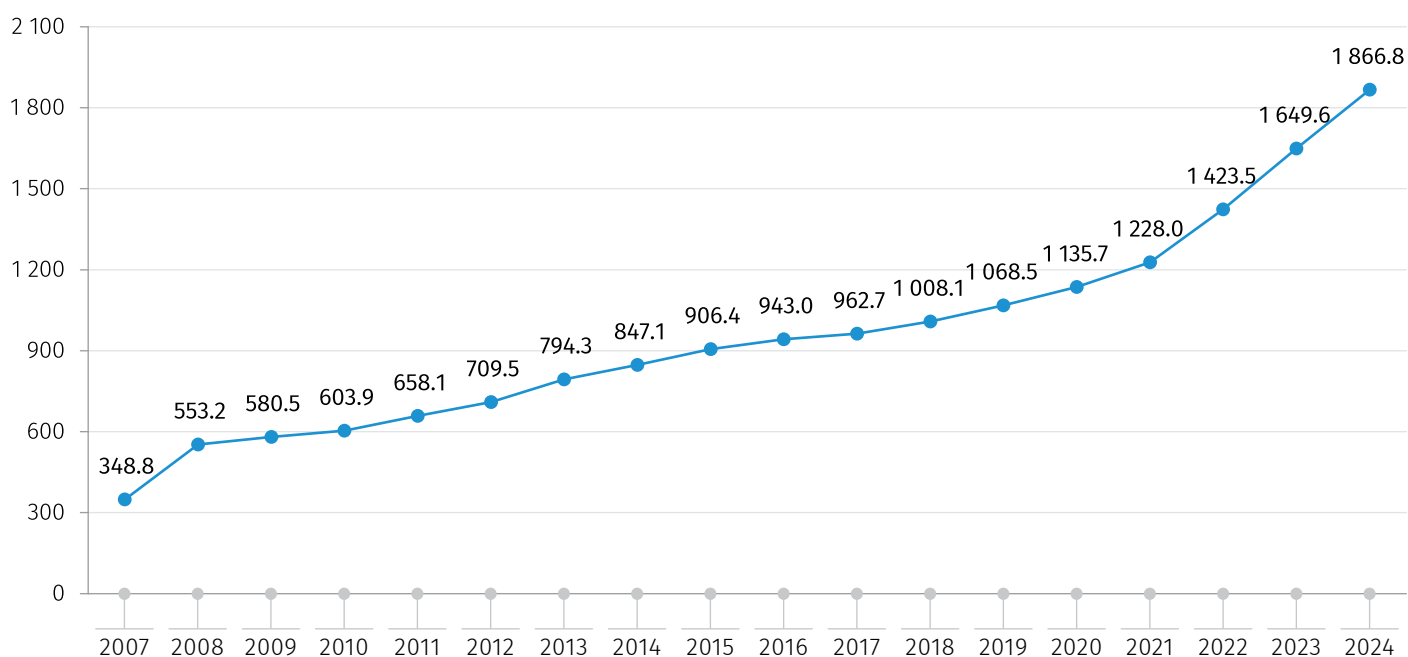
AVERAGE MONTHLY EARNINGS IN BUSINESS SECTOR (GEL)



In 2024, the average monthly earnings of employees in the non-business and financial sector increased by 217.2 Gel (13.2%) compared to the previous year and amounted to 1 866.8 Gel. By economic activity, the highest monthly earnings were observed in the Financial and Insurance Activities sector.

The chart below presents the distribution of the average monthly nominal earnings of employees in the non-business and financial Sector in 2007-2024 years.

AVERAGE MONTHLY EARNINGS IN NON-BUSINESS AND FINANCIAL SECTOR (GEL)



Tbilisi and Mtscheta-Mtianeti are leading regions by amount of the average earnings.

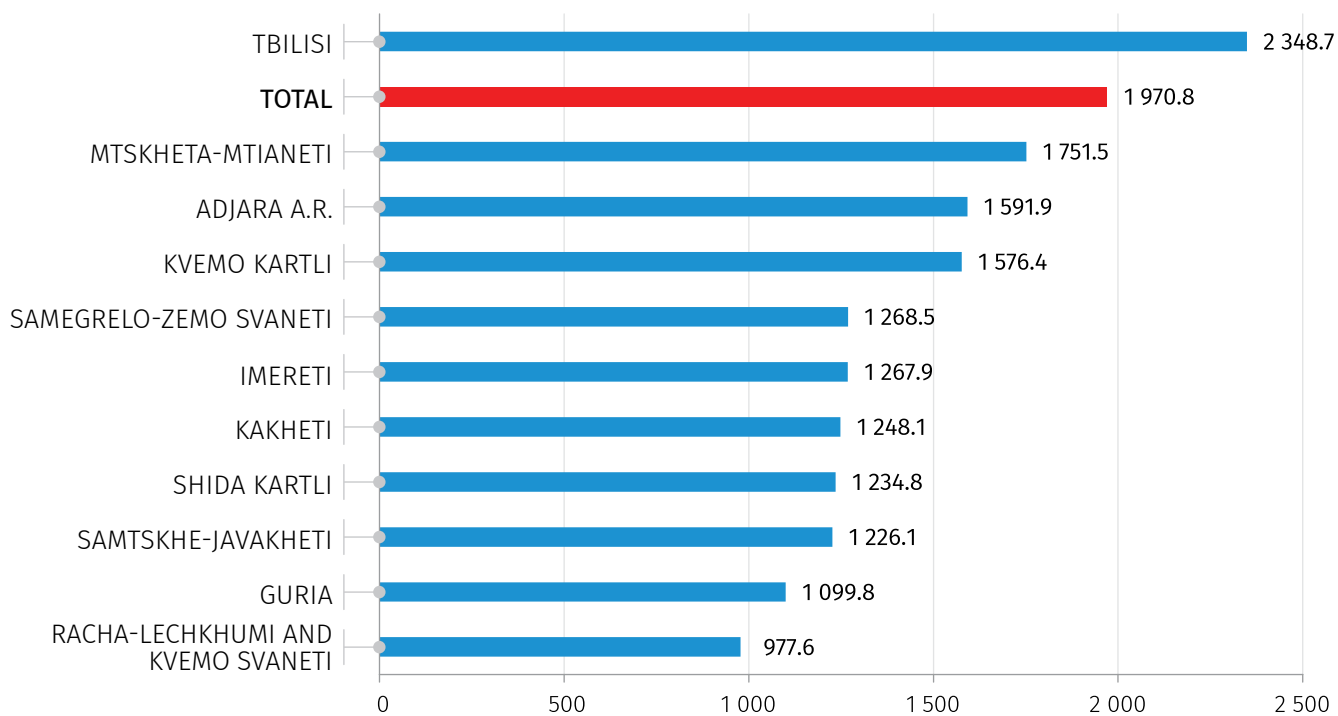
The chart below presents the distribution of the average monthly nominal earnings of employees by regions in 2024.

NATIONAL STATISTICS OFFICE OF GEORGIA

10.10.2025

CHART №7

AVERAGE MONTHLY EARNINGS BY REGIONS* (GEL)



*Some enterprises and organizations are represented by the location of the head office.

NATIONAL STATISTICS OFFICE OF GEORGIA

10.10.2025

The classification of economic activities used in the release corresponds to the European classification NACE rev.2.

Definition of Sections:

A	Agriculture, forestry and fishing
B	Mining and quarrying
C	Manufacturing
D	Electricity, gas, steam and air conditioning supply
E	Water supply, sewerage, waste management and remediation activities
F	Construction
G	Wholesale and retail trade; repair of motor vehicles and motorcycles
H	Transportation and storage
I	Accommodation and food service activities
J	Information and communication
K	Financial and insurance activities
L	Real estate activities
M	Professional, scientific and technical activities
N	Administrative and support service activities
O	Public administration and defence; compulsory social security
P	Education
Q	Human health and social work activities
R	Arts, entertainment and recreation
S	Other service activities

CONTACT PERSONS:

Vasil Tsakadze, Tel.: (+995 32) 236 72 10 (600). E-mail: vtsakadze@geostat.ge

Mariam Kavelashvili, Tel.: (+995 32) 236 72 10 (020). E-mail: mkavelashvili@geostat.ge